



Día del Niño





What is Día?

International Holiday

Children's Day is traced back to the first World Conference for the Wellbeing of Children, held in Geneva, Switzerland, in 1925.

After the conference, many nations chose to designate a day to celebrate children and focus on their wellbeing.

Different countries chose different dates. Many nations chose June 1. The UN celebrates World Children's Day on November 20.

Día de los niños / Día de los Libros

In 1996, author Pat Mora had the idea of celebrating Día del Niño in the U.S. as a day to honor children and encourage bilingual literacy and culture--not just for children of Latinx heritage, but for all children to celebrate and learn about their personal heritage.

With the help of partners in the library and education fields, Día de los Niños/Día de los Libros (Children's Day/Book Day) was born.

Día del niño in Mexico

In many communities in Mexico, el Día del Niño is a day to celebrate children with things they enjoy. In some schools, lessons are suspended for the day, replaced by games, parties, music, and treats. Some families spend the day out with their kids, attending special activities at parks and community centers. Children may dress in bright colors, and some are even given presents!

What to DO in Denver


Visit denverlibrary.org/dia to see all of the fun activities you can do at the library and in Denver.



The Denver Public Library celebrates Día del Niño, or Children's Day, in the month of April, following the tradition of Mexico and some other Latin American countries that celebrate on April 30.

A friend is . . .

In the box below draw a picture of what it looks like to be a good friend and then write a sentence using the sentence starter "A friend is" on the lines provided.



Día del Niño




Coloring



be you

Día del Niño

Coloring



be unique

Día del Niño

Word Search

Find the words in the puzzle
Words go forward, backward, up, and down.

b s r y r a r b i l
i o m w u b j p c f
b r r g v x a k h a
l b s o ñ i n a i í
i i i t k n u p l d
o l b n i d d t d r
t l c í d ó w r r x
e e s t s e á r e d
c e u r e a d i n g
a r o l b o o k s o

biblioteca

books

children

día

kids

leer

library

libros

niños

reading


Día del Niño

Coloring



Being kind means . . .

In the box below draw a picture of what it looks like to be kind and then write a sentence using the sentence starter "Being kind means " on the lines provided.





ALL ABOUT DÍA

My Name / Mi nombre: _____

My Age / Mi edad: _____

My Favorite Book: _____

Mi libro favorito: _____



My favorite author: _____

My Favorite Character: _____

Mi autor favorito: _____



mi personaje favorito

My Library: _____





Mi biblioteca: _____





¿DONDE ES LA BIBLIOTECA? / WHERE IS THE LIBRARY?





Did you know?

Piñatas have been used for traditional celebrations across multiple cultures and regions of the world.





Piñatas around the globe...

China

During his travels, Marco Polo saw that in China figures of cows, oxen or buffaloes were covered with colored paper and stuffed with seeds to welcome the New Year. When the seeds were spilled, people burned the seeds and gathered their ashes for good luck throughout the year.

Europe and Spain

In the 14th century piñatas were used in the celebration of Lent. The first Sunday was known as "Dance of the Piñatas." Clay containers called "la olla", the Spanish word for pot, were used. La ollas were decorated with ribbons, tinsel and fringed paper.

Mexico and Indigenous Peoples

At the beginning of the 16th century, Spanish missionaries in North America used piñatas to attract converts to their ceremonies. People indigenous to that land already had a similar tradition. Clay pots filled with tiny treasures and decorated with colorful feathers were placed at temples at the end of the year in celebration of Huitzilopochtli's birthday (the Aztec god of war). When the pot was broken with a stick, the treasures fell as an offering.



Make your own piñata!


Here is what you will need:



Balloons



Liquid Glue



Newspaper



Colored Tissue Paper



Container to mix
glue and water





Make your own piñata!

Step by step instructions





Making the piñata:


1. Blow up the balloon with air and tie it.
2. Rip the newspaper into about 2-3 inch strips and rip them again across to make squares.
3. Prepare a mix of 1 part of water and 1 part of glue and mix it. Add more water if needed so the mix can be easy to spread.
 - a. If you don't have glue you can use 1.5 parts of water and 1 part of flour.
4. Take a piece of the ripped newspaper, cover one side with the glue mix and start covering the balloon from the top (the side from where you inflate the balloon).
5. Repeat this step to cover the entire balloon.
6. Repeat until you have covered the balloon with about 6 layers of newspaper.
7. Let the balloon completely dry. It usually takes a couple of days for the piñata to dry completely.
8. Pop the balloon! You can do this with a pin or have an adult help you.

Decorating the piñata:

1. Cut the tissue paper into 2-inch wide strips and add fringes to the tissue strips.
2. Using more of the glue mix, start wrapping the piñata with the fringed tissue paper. Start from the bottom and alternate colors.
3. Use your imagination to create different designs!

Decorate your own piñata!





SERAPE/REBOZO: A serape or rebozo is a colorful, woven blanket.


Instructions:

1. Color in the pattern on the serape or decorate with glitter or cut paper.
2. With a scissor cut fringe at both ends of the serape.

Día del Niño

Coloring





Draw your favorite scene from a book.



Visit denverlibrary.org/dia
to find a storytime.


Día del Niño

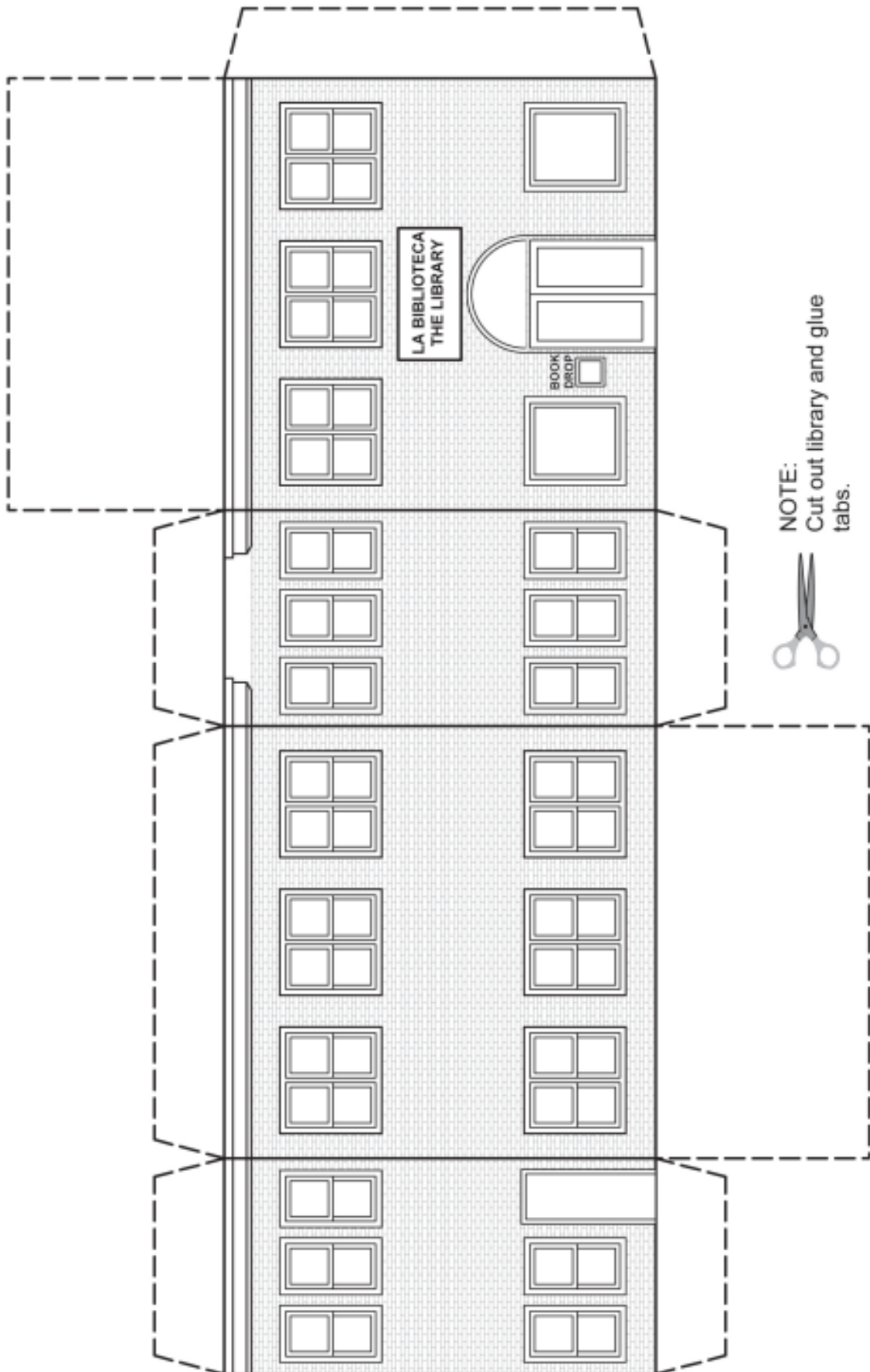
Coloring



Día del Niño

Coloring







NOTE:
Cut out library and glue
tabs.



Día del Niño

Coloring



Día del Niño

Word Search

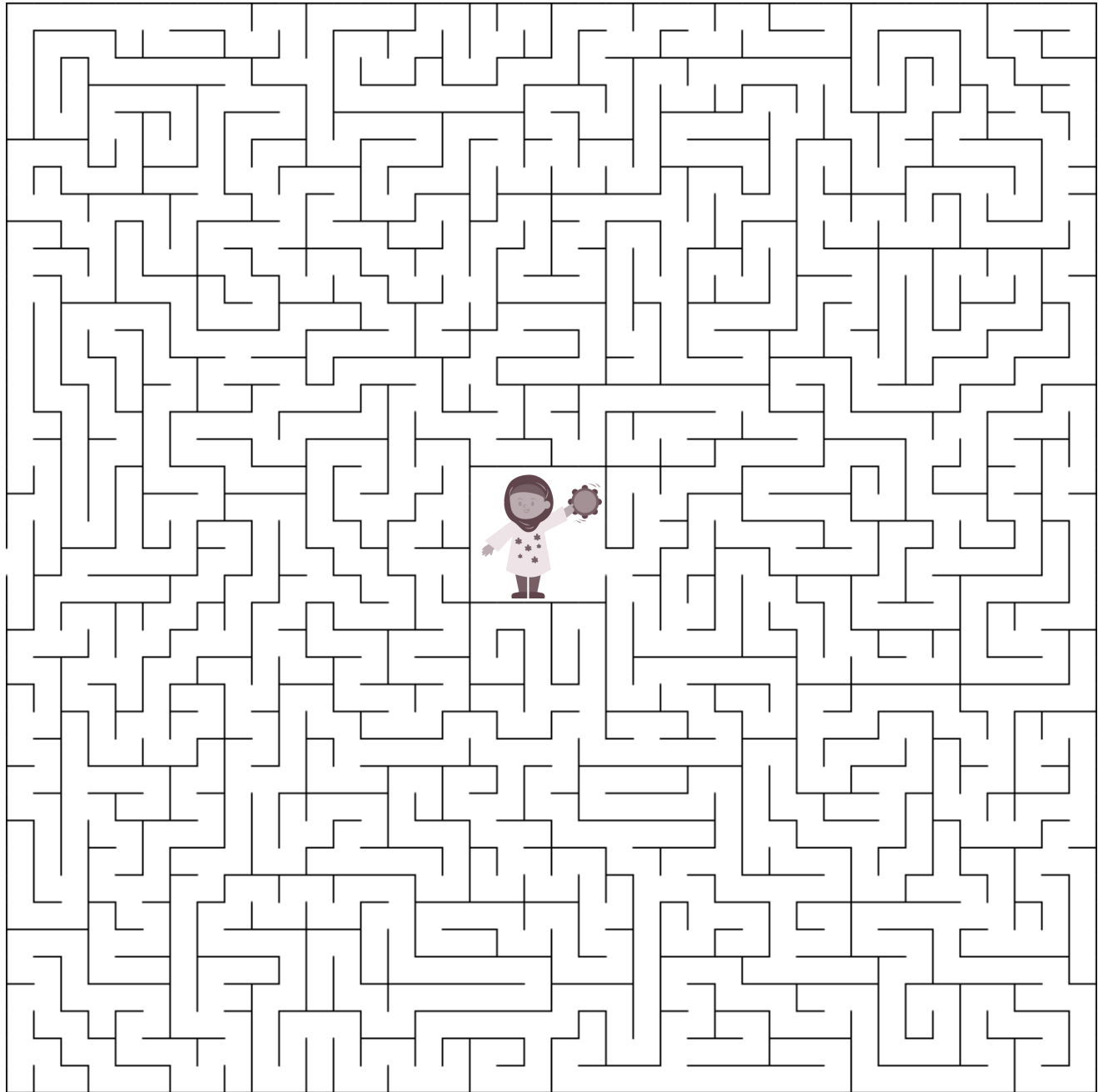
Y K W W J A T K M N V W T T S
T Q I N O C O U I N U T S V F
I C D F E H H E W N Y V A C U
S B M P Z I K K K Q D L G G N
O W S E M P A T H Y U N E E D
I E W U E R N P R E X C E C E
R T T Z W M T V S C N M O S R
U R E J O Y B Z V A Y U Z T S
C S O C H T H O T Q R E H H T
T Q I L I Z B P N A F U K V A
R K I O B T E F G C O N N N N
T V F V F C S E B R N Y W Q D
G J Z E C G M U A M D S P V I
H D J A Y K R S J P V X E D N
I F B S S E N I P P A H C R G


Acceptance Empathy Justice Respect
Courage Happiness Kindness Understanding
Curiosity Joy Love Values

Find the word in the puzzle.
Words can go in any direction.
Words can share letters as they cross over each other.

Día del Niño

Help our friend escape from the maze.





Teaching **EMPATHY**

Empathy is the essence of what it means to be a human being. It is the ability to understand and share the feelings of another. It is the foremost foundation to being ethical, the prerequisite to relationships of any kind, the bond to loving others well, and the solid grounding for professional success. It's never too early to teach building empathy with kids. And we hope these tips help!

TEACH THEM ABOUT EMOTIONS

As your child goes through the day, make sure to point out which emotions you see them feel, and also which ones you're feeling.

READ & WATCH TV TOGETHER

Books & movies with character development help create opportunities that will allow you to empathize & discuss what is taking place with your child easily.

AFTER CONFLICTS, DISCUSS WHAT EVERYONE WAS FEELING

After conflicts end, take the time to go back and talk about what your child felt during conflict. Use this opportunity to guide & figure out feelings.

LET THEM SEE YOU RESOLVE CONFLICTS

If kids never see conflict resolution in a relationship among adults, they will unlikely be able to resolve conflicts in their own later relationships.

SPEAK FOR THOSE WHO CAN'T SPEAK FOR THEMSELVES

Make sure to discuss and wonder aloud with your child about the feeling of others who are unable to verbally express what they are experiencing.

MODEL RESPECT FOR THOSE WHO ARE DIFFERENT

Children are naturally fascinated by others who seem different from them. Encourage respectful interactions to allow your child to increase their awareness.



Books to Celebrate Diversity on Día del Niño

Board Books

B is for Baby by Atinuke

Ciao, Baby! Ready for a Ride by Carole Lexa Schaefer

My Heart Beats by Rina Singh

Picture Books

Alma and How She Got Her Name by Juana Martinez-Neal /

Alma y cómo obtuvo su nombre de Juana Martinez-Neal

Bright Star by Yuyi Morales / *Lucero* de Yuyi Morales

Drawn Together by Minh Lê

First Laugh: Welcome Baby! by Rose Ann Tahe

Like the Moon Loves the Sky by Hena Khan

Thank You, Omu! by Oge Mora / *¡Gracias, Omu!* de Oge Mora

Beginning Readers

Yasmin the Writer by Saadia Faruqi / *Yasmin la escritora* de Saadia Faruqi

Training Day by Raúl the Third

Ty's Travels: All Aboard! by Kelly Starling Lyons

Graphic Novels

My Beijing: Four Stories of Everyday Wonder by Nie Jun

Twins by Varian Johnson

Where's Halmoni? by Julie Kim

Chapter Books

Book Uncle and Me by Uma Krishnaswami

The Epic Fail of Arturo Zamora by Pablo Cartaya /

El épico fracaso de Arturo Zamora de Pablo Cartaya

First Rule of Punk by Celia C. Pérez / *La primera regla del punk* de Celia C. Pérez

J.D. and the Great Barber Battle by J. Dillard

Mochi Queen by Debbi Michiko Florence

Too Small Tola by Atinuke

Biographies

Planting Stories: The Life of Librarian and Storyteller Pura Belpré

by Anika Aldamuy Denise

Sharuko : el arqueólogo Peruano Julio C. Tello /

Sharuko: Peruvian Archaeologist Julio C. Tello de Monica Brown

Whoosh! : Lonnie Johnson's Super-Soaking Stream of Inventions by Chris Barton /

¡Fushhh! : el chorro de inventos súper húmedos por Lonnie Johnson de Chris Barton

